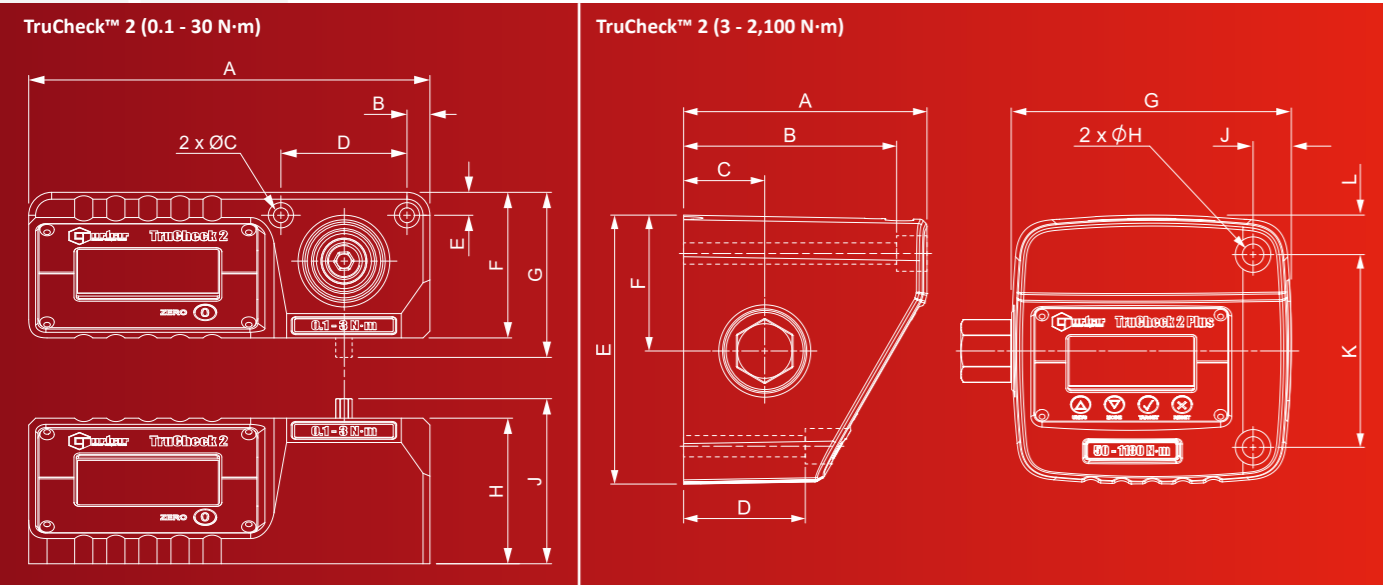


## TECHNICAL SPECIFICATION - TRUCHECK™ 2



| PART NUMBER | MODEL                            | IN-BUILT TRANSDUCER MALE HEX/FEMALE SQ. DR.        | DIMENSIONS (mm) |     |        |    |     |    |     |        |     |     |     | WEIGHT (kg) |
|-------------|----------------------------------|--|-----------------|-----|--------|----|-----|----|-----|--------|-----|-----|-----|-------------|
|             |                                  |  | A               | B   | ØC / C | D  | E   | F  | G   | H / ØH | J   | K   | L   |             |
| 43514       | TruCheck 2, 0.1 - 3 N-m          | 1/4" male hex & 1/4" female sq. dr. adapter        | 175             | 10  | 6.5    | 55 | 10  | 64 | N/A | 64     | 72  | N/A | N/A | 1.4         |
| 43515       | TruCheck 2 Plus, 0.1 - 3 N-m     | 1/4" male hex & 1/4" female sq. dr. adapter        | 175             | 10  | 6.5    | 55 | 10  | 64 | N/A | 64     | 72  | N/A | N/A | 1.4         |
| 43516       | TruCheck 2, 0.5 - 10 N-m         | 1/4" male hex & 1/4" female sq. dr. adapter        | 175             | 10  | 6.5    | 55 | 10  | 64 | N/A | 64     | 72  | N/A | N/A | 1.4         |
| 43517       | TruCheck 2 Plus, 0.5 - 10 N-m    | 1/4" male hex & 1/4" female sq. dr. adapter        | 175             | 10  | 6.5    | 55 | 10  | 64 | N/A | 64     | 72  | N/A | N/A | 1.4         |
| 43518       | TruCheck 2, 1.5 - 30 N-m         | 10 mm male hex, 1/4" & 3/4" female sq. dr. adapter | 175             | 10  | 6.5    | 55 | 10  | 64 | 72  | 64     | N/A | N/A | N/A | 1.4         |
| 43519       | TruCheck 2 Plus, 1.5 - 30 N-m    | 10 mm male hex, 1/4" & 3/4" female sq. dr. adapter | 175             | 10  | 6.5    | 55 | 10  | 64 | 72  | 64     | N/A | N/A | N/A | 1.4         |
| 43520       | TruCheck 2, 3 - 65 N-m           | 3/4" female sq. dr.                                | 110             | 95  | 40     | 50 | 117 | 59 | 138 | 10.5   | 19  | 80  | 19  | 2.6         |
| 43521       | TruCheck 2 Plus, 3 - 65 N-m      | 3/4" female sq. dr.                                | 110             | 95  | 40     | 50 | 117 | 59 | 138 | 10.5   | 19  | 80  | 19  | 2.6         |
| 43522       | TruCheck 2, 10 - 260 lbf-ft      | 1/2" female sq. dr.                                | 110             | 95  | 40     | 50 | 117 | 59 | 138 | 10.5   | 19  | 80  | 19  | 2.6         |
| 43523       | TruCheck 2 Plus, 10 - 260 lbf-ft | 1/2" female sq. dr.                                | 110             | 95  | 40     | 50 | 117 | 59 | 138 | 10.5   | 19  | 80  | 19  | 2.6         |
| 43524       | TruCheck 2, 10 - 350 N-m         | 1/2" female sq. dr.                                | 110             | 95  | 40     | 50 | 117 | 59 | 138 | 10.5   | 19  | 80  | 19  | 2.6         |
| 43525       | TruCheck 2 Plus, 10 - 350 N-m    | 1/2" female sq. dr.                                | 110             | 95  | 40     | 50 | 117 | 59 | 138 | 10.5   | 19  | 80  | 19  | 2.6         |
| 43528       | TruCheck 2, 40 - 800 lbf-ft      | 27 mm male hex & 3/4" female sq. dr. adapter       | 120             | 105 | 40     | 60 | 133 | 67 | 138 | 10.5   | 19  | 95  | 20  | 3.5         |
| 43529       | TruCheck 2 Plus, 40 - 800 lbf-ft | 27 mm male hex & 3/4" female sq. dr. adapter       | 120             | 105 | 40     | 60 | 133 | 67 | 138 | 10.5   | 19  | 95  | 20  | 3.5         |
| 43530       | TruCheck 2, 50 - 1,100 N-m       | 27 mm male hex & 3/4" female sq. dr. adapter       | 120             | 105 | 40     | 60 | 133 | 67 | 138 | 10.5   | 19  | 95  | 20  | 3.5         |
| 43531       | TruCheck 2 Plus, 50 - 1,100 N-m  | 27 mm male hex & 3/4" female sq. dr. adapter       | 120             | 105 | 40     | 60 | 133 | 67 | 138 | 10.5   | 19  | 95  | 20  | 3.5         |
| 43532       | TruCheck 2, 200 - 2,100 N-m      | 27 mm male hex & 1" female sq. dr. adapter         | 120             | 105 | 40     | 60 | 133 | 67 | 138 | 10.5   | 19  | 95  | 20  | 3.5         |
| 43533       | TruCheck 2 Plus, 200 - 2,100 N-m | 27 mm male hex & 1" female sq. dr. adapter         | 120             | 105 | 40     | 60 | 133 | 67 | 138 | 10.5   | 19  | 95  | 20  | 3.5         |

NOTE: The male hexagon on the 3 N-m and 10 N-m models is vertically aligned. The 30 N-m model male hexagon is horizontally aligned.



10 N-m model showing vertically aligned male hexagon (same as 3 N-m model)



30 N-m model showing horizontally aligned male hexagon




## GLOBAL SERVICE


Norbar is the only torque equipment manufacturer capable of offering tool and instrument calibration services to the original factory standard on four continents.

Accredited laboratories in Australia, USA, Singapore, China and India operate the same equipment and procedures as the UKAS accredited laboratory within our headquarters in the UK.

 **NORBAR TORQUE TOOLS LTD**  
Wildmere Road, Banbury, Oxfordshire, OX16 3JU  
UNITED KINGDOM  
Tel + 44 (0)1295 753600  
Email sales@norbar.com

 **NORBAR TORQUE TOOLS**  
45-47 Raglan Avenue, Edwardstown  
SA 5039  
AUSTRALIA  
Tel + 61 (0)8 8292 9777  
Email enquiry@norbar.com.au

 **NORBAR TORQUE TOOLS INC**  
36400 Biltmore Place, Willoughby  
Ohio 44094  
USA  
Tel + 1 866 667 2272  
Email inquiry@norbar.us

 **NORBAR TORQUE TOOLS PTE LTD**  
194 Pandan Loop, #07-20 Pantech Business Hub  
SINGAPORE 128383  
Tel + 65 6841 1371  
Email enquires@norbar.sg

 **NORBAR TORQUE TOOLS (SHANGHAI) LTD**  
91 Building- 7F, No. 1122 North Qinzhou Road  
Xuhui District, Shanghai  
CHINA 201103  
Tel + 86 21 6145 0368  
Email sales@norbar.com.cn












 **NORBAR TORQUE TOOLS INDIA PVT. LTD**  
Plot No A – 168 Khairne Industrial Area  
Thane Belapur Road  
Mahape Navi Mumbai – 400 709  
INDIA  
Tel + 91 22 2778 8480  
Email enquiry@norbar.in

[www.norbar.com](http://www.norbar.com)



Part number 07597 | Issue 2

## NORBAR PRODUCT PORTFOLIO


-  Torque Screwdrivers
-  Torque Wrenches
-  Electronic Torque Wrenches
-  Manual Torque Multipliers
-  Pneumatic Torque Tools
-  Electronic Torque Tools
-  Battery Torque Tools
-  Torque Measurement Instruments
-  Torque Transducers
-  Ultrasonic Bolt Measurement
-  Calibration Services



The live chat feature can be found at the bottom right of any page on our website

Distributed by

NEW  
MODELS



## TRUCHECK™ 2 SIMPLE, COST-EFFECTIVE TORQUE WRENCH CHECKING



THIS COST-EFFECTIVE TORQUE WRENCH CHECKER HAS BEEN REDESIGNED TO INCORPORATE IMPROVED FEATURES WHILST MAINTAINING EASE OF USE. THE TRUCHECK™ 2 AIMS TO CUT THE COST OF PURCHASING A TORQUE WRENCH CHECKING SYSTEM AND REMOVE THE RESERVATIONS OVER THE COMPLEXITY OF USING SUCH EQUIPMENT.



**Power Tool Test Fixture**

TruCheck™ 2 can also be used for checking non-impacting powered torque tools, such as the EvoTorque® Battery Tool as shown on the left. Norbar's Power Tool Test Fixtures, 1,000 N-m (#50757) & 2,000 N-m (#50774) and TruCheck™ 2 Power Tool Test Fixture Adapter Plate Kit (39994) sold separately will enable this cost-effective means of checking powered torque tools.

3 N-m and 10 N-m models supplied with ¼" male hexagon and a ¼" female square drive adapter

30 N-m models supplied with 10 mm male hexagon, ¼" and ⅜" female square drive adapter

LCD display with clear target indication from colour changing display (Plus version only). Visible in poorly lit work areas

Requires two Hexagon Socket Head Cap Screws ISO 4762 - M6 - 8.8 to fix in position (not included)



Above target tolerance



Within target tolerance



Below target tolerance




Requires two Hexagon Socket Head Cap Screws ISO 4762 - M10 - 12.9 to fix in position (not included)

TruCheck™ 2 Plus 350 N-m model shown with carry case, power supply and USB cable (with multinational plug adapter), quick reference (QR) guide and a calibration certificate.



**KEY FEATURES**

- Enables torque wrench performance to be monitored as part of your strategy to keep wrenches in peak condition
- Two versions, TruCheck™ 2 and TruCheck™ 2 Plus available
- 'Basic' version has limited settable options. Ideal for non-expert users with click type torque wrenches
- TruCheck™ 2 Plus allows a selection of torque units, three modes of operation (Click, Dial and Track), the ability to store up to 15 targets and select from 12 languages
- Plus version allows operator to set a target value and tolerance
- ±1% of reading accuracy (±2% when below 10% of range for the 10 N-m and 1,100 N-m TruCheck™ 2 model)
- Inbuilt Micro USB 2.0 port enables power from any USB power source. Plus version allows for both power and data transfer simultaneously
- Supplied with traceable calibration certificate in clockwise direction. A counter-clockwise calibration is available at additional cost
- A UKAS accredited calibration certificate can be provided in place of the traceable calibration certificate at additional cost



65 N-m models supplied with ⅜" female square drive  
260 lbf-ft and 350 N-m models supplied with ½" female square drive



800 lbf-ft and 1,100 N-m models supplied with 27 mm male hexagon plus ¼" square drive socket  
2,100 N-m models supplied with 27 mm male hexagon plus 1" square drive socket

