

Baty SM350 - Profile Projector

This vertical 350mm / 14" screen bench projector features a large, heavy duty high precision workstage with 250mm x 125mm measuring range and 0.5 micron resolution. Another feature is the option of a three lens turret for instant lens changes without re-calibration.

Features

- Fully usable 350mm screen
- Digital screen protractor
- Built in helix adjustment
- Sturdy all-steel design
- Heavy duty cross roller bearings
- Quick release 'X' and 'Y' travel
- Easy-view vertical screen
- Large stage travel 250mm (10") x 125mm (5")
- Rotating chart clips
- Fibre optic illumination for surface measurement
- 0.5 micron resolution

Available Options

- Automatic screen-mounted edge sensing (FT2-E model only)
- Heavy duty cabinet stand
- 3-position rotating lens turret



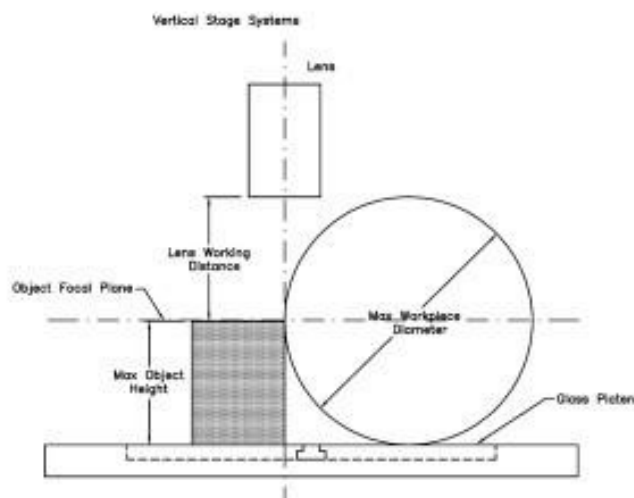
SM350-FT2-E

Projector Type	SM350				
Magnification	10x	20x	25x	50x	100x
Field of view	35	17	14	7	3
Working Distance	84	37	29	17	41
Maximum half field	220	162	52	51	140
Working Diameter full field	171	130	75	37	97
Maximum Height Object	114	113	106	111	103

all dimensions in mm

LENS SYSTEMS

Code No	Description
122-600	Lens system - magnification 10x
122-601	Lens system - magnification 20x
122-602	Lens system - magnification 25x
122-603	Lens system - magnification 50x
122-604	Lens system - magnification 100x



BATY SM350

Code No	Description	Functions
SM350-FT2-E	Vertical projector with Fusion 2D touch screen DRO & optical edge detection	Windows 22" touch screen with full reporting and optical edge detection
SM350-FT2	Vertical projector with Fusion 2D touch screen DRO	As FT2-E without edge detection
SM350-XLS	Vertical projector with Acu-rite DC102 readout	Basic X, Y and rotation measurement
SM350-GXL	Vertical projector with Metlogix MX200 Readout	Geometric measurement functions and tolerancing

For more information contact optical@bowersgroup.co.uk

Baty Readout Options

The readout options from Baty include a fully programmable unit with geometrical functions and a software module allowing direct connection to a PC. All units are fully compatible with our full range of profile projectors, allowing for upgrades as required.

XLS Readout

The new Acu-rite DRO-100 Series LCD display unit. A simple two axis digital readout for point to point X,Y or R,A measurements with absolute/incremental readings. Functions also include a zero reset, an instant inch/mm conversion and an instant radius/diameter conversion.



GXL Readout

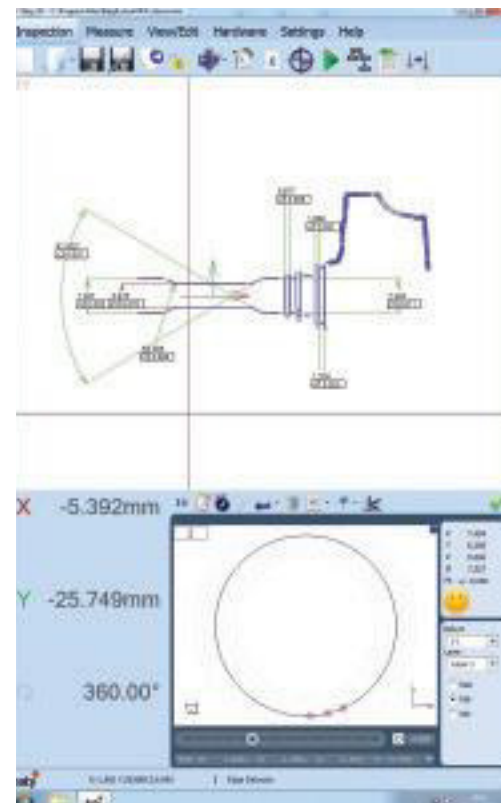
- Geometric readout with 7" colour touch screen
- Familiar User experience
- Measurement functions for point, line, circle, slot, distance and angle
- Automatic feature list and graphical view
- Program creation and tolerance function
- Simple measurement result output through 9-pin RS232 & USB2.0 ports, Printer
- Multiple language selections with supporting manuals



Fusion Touch Readout

FT2: Complete TOUCH SCREEN DRO with 2D Fusion touch software. Full geometric functionality, view of measured part can be printed as a fully dimensioned drawing. Full reporting capability includes, SPC, tabulated details with pass / fail analysis, auto link to Excel and auto sequence programming feature. Windows O/S and built in 22" portrait touch screen monitor

FT2-E: Complete TOUCH SCREEN DRO with 2D Fusion Touch software as above. Built-in optical edge detection allows data points to be taken 'on the fly' as the projected image is passed under the screen-mounted fibre optic sensor. An internally mounted edge sensor is available as an option on all 'R' series projectors.



For quotations or technical assistance contact
optical@bowersgroup.co.uk

Baty Options & Accessories - Profile Projector



SA-527

SA-250



52-602



SA-256 / SA-258



52-701 /
52-604



SA-152



52-600 / 52-603



SA-260



52-605



SA-542 Large Vee Blocks
and Centres



SA-543 Riser Blocks



Rotary Glass Stage
SA-245-2



SA-370 Back Stop




SA-371 Side Stop



SA-196-EXT Dual Vee
Blocks and Centres



FM-2510 Open Frame
Fixturing



R14 / R400 ACCESSORIES

Code No	Description
52-371	Protective cover – R14
350-035	Protective cover - R400/SM350
SA-328	Cabinet stand
SA-250	Iris diaphragm
SA-256	Vee blocks
SA-258	Spring loaded centres
SA-259	Riser blocks 38mm (1 1/2") for SA-256
SA-152	Vice stage and vice
SA-260	Swivel vice
SA-276	Single vee and clamp (Vee parallel to optic axis)
SA-153	Fixture base
SA-527	Glass plate work holder

FIXTURE FAMILY ACCESSORIES

Code No	Description
52-600	Self centering vice
52-601	Dual axis vee block and clamp to Ø 15mm
52-602	Dual axis vee block and clamp to Ø 30mm
52-603	Precision rotary base
52-604	Universal base
52-605	Precision ground steel alignment feature
52-701	Dual axis vee block fitted with side base

For more information contact optical@bowersgroup.co.uk

R600 ACCESSORIES

Code No	Description
SA-551	Iris diaphragm for SM350/R600
SA-542	Large vee blocks and centres
SA-543	Riser blocks
SA-614	Large vice stage and vice
SA-527	Glass plate work holder
SA-617	Heavy duty rotating vice
SA-733	Swing over lamphouse
SA-606	Screen chart rest bar

SM350 / SM20 ACCESSORIES

Code No	Description
SA-245-2	Rotary glass stage
SA-370	Back stop
SA-371	Side stop
SA-196-EXT	Dual vee block and centres
FM-2510	Open frame fixturing for 2510 stage
SA-551	Iris diaphragm for SM350/R600
350-035	Protective cover - R400/SM350